

YOUR BUILDING SECURITY NOW COMES WITH A STRONGER BACKBONE

Stronger. Smarter. Sharper. With a powerful, fiber-optic compatible backbone. For **unsurpassed connectivity and telecommunications**. Enabling the use of any device, at anytime, from any location within the building. ...That's the new Polaris Realty security system, protecting & supporting tenants and their businesses in every one of our Montreal properties at this very moment - while simultaneously increasing the security of base building components, including video surveillance, card access and telephone systems.


To date, a series of high resolution, 5-megapixel, security cameras have been deployed at strategic locations in each building. At Polaris Realty, however, our objective is about a lot more than just keeping watch; it's about safeguarding your interests to the same extent we safeguard our own.

CASE STUDY

See obstacles become stepping-stones.

Tenant need: Install a security camera and access system.

The old method: The first step would require the tenant to obtain a number of competitive quotes, weeding through the details offered by the various security operators. Since this fell outside the tenant's core business, the process could be costly, time-consuming and confusing. Installation and coordination could further complicate matters, even interfering with the tenant's day-to-day operations.

The new solution: Obstacles are eliminated at every stage, from pre-planning to installation. Network, PC, cabling, database back-ups and more are handled directly, without infringing on an office's valuable resources. The new security measures can be implemented within days of the request, cost-effectively and hassle-free. 

The entire security system is adaptable immediately to your specific security concerns.

From the most basic security requirements to the most complex, the new system responds, **integrating with your needs and equipment** more quickly and easily than you ever thought possible. At last, plug & play simplicity delivers unprecedented *plug & protect security*.

Cost-effective, hassle-free connectivity.

The key to the system is the **ultra-fast, ultra-reliable** gigabit backbone that runs through the riser from bottom to top. This high-speed transmission network offers you the ultimate in connectivity simplicity, floor by floor, office by office, and even beyond.

As for flexibility, no other system comes close. You can now install and deploy any number of IP security modules in minimal time, at minimal expense, with maximum convenience.




CASE STUDY

Connect quickly. Connect directly.

Tenant need: Install temporary communication between different floors.

The situation: A tenant, with offices on the 18th floor, has rented short-term, temporary office space, located on the 22nd floor. A quick way to install phone lines between the two offices is urgently required, without incurring the significant installation and subsequent removal costs associated with conventional cabling.


The solution: The new system meets the challenge, quickly and affordably. Tenants can simply buy or rent IP phones and connect them to their existing phone system through the new transmissions backbone. 

CASE STUDY

Security that delivers, right when you need it.

Tenant need: Install temporary security cameras for a limited time.

The situation: The staff has called a strike on the tenant's business. Suddenly, the operation is run only by a handful of senior staff and administrators. The tenant is increasingly concerned about which individuals have access to the office during business hours. A practical solution is urgent.

The solution: The new system responds to the situation with both speed and convenience, allowing tenants to keep track of every critical coming and going. Wireless cameras and any required accessories can be installed with zero fuss or disruption, wherever they may be needed. For added convenience, the tenant has the option to either purchase or rent the equipment. 

Plug in. Turn on.

Minimum need to pass wires. No need to tear down walls. No need for costly disruptions. In fact, less wiring and equipment is required all around. You pick and choose the security measures you want for your business, including:

- Card readers
- Voice communication
- Cameras
- Network intrusion alarm systems
- Biometrics

To get up and running, you simply plug into the system. *Yes, it really is that easy.*

Total coverage. Total control.

Highly advanced IVT video management software is integrated into the system. Incorporating a streamlined active directory, it allows for secure logins from multiple users within your office. You determine who has access to what. You get the coverage you want combined with the user control you need.

Bring your mobile device into play.

Keep an eye on your office from anywhere.

The system gives you and your team the unique ability to stay in touch and on top of whatever may be happening, from down the block or halfway around the world. The powerful IVT video management software enables you to access live feeds from your security cameras through a wide range of mobile devices. Blackberry, Windows Mobile, iPhone, iPad are just some of the devices you can bring into play.

You can even utilize your email. The system is capable of delivering high definition video clips at a moment's notice in a format suitable for email. A situation can now be assessed from remote locations (including mobile devices), as it unfolds, enabling you to promptly gain control of it with all measures necessary.

Compatibility ensures affordability.

If you already own security cameras, there's **no need to incur extra costs** for new equipment should you wish to integrate with the security network. The IVT video management software is compatible with a broad range of popular IP camera brands, including:

- Sony • Panasonic • Arecont • Axis • Canon • GE

At most, a minimal fee will be required to implement the security software needed to bring your current devices online.



CASE STUDY

Constructive advantages in the blink of an eye.

Tenant need: Install temporary security cameras during a construction period.

The situation: A tenant's premises are undergoing renovations. During this period, many non-employees have access to the office and exposed equipment, such as computers. Some degree of temporary surveillance is needed to optimize security and ease concerns amid the ongoing activity.

The solution: Again, the new system responds to the situation almost immediately. Wireless surveillance cameras can be readily installed wherever the situation demands. Most importantly, the installation process can be carried out without further aggravating the disruption caused by the construction project. 🔄

CASE STUDY

See what's happening as it happens.

Tenant need: Visual record of occasional demonstrations.

The situation: On occasion, for whatever reason, a company or consulate may experience political or other types of demonstrations outside its premises. Real-time visuals and a visual record of the unfolding events are essential for the ongoing security of the organization and its staffers. Is there an efficient way to have this realized?

The solution: The solution is quick, practical and extraordinarily efficient. The system enables you to connect with ease to the existing building cameras, allowing you to observe any action or events as they unfold. 🔄

Peace of mind fulltime.

Critical redundancies are also built into the system. Switches and servers are driven by an uninterrupted power supply, ensuring continuous operation of all security devices on the network, including yours. Should an electrical failure or other event occur at any time from any source, an emergency generator will automatically kick in. **At no point will security be reduced, interrupted or compromised.**

You can rest easy knowing that both the building security system and your own security devices remain on the job at all times.

Increase your knowledge. Increase your protection. Start here...

Flexibility. Simplicity. Compatibility. Affordability.... The more you discover about the new Polaris Realty security system, the more you'll understand the practical, everyday benefits it offers you and your organization. To learn firsthand how your security devices can be integrated into the network, **contact your building manager, Mr. Hugo Moranville at 514-868-0483 or by email at hmoranville@polarisrealty.com.**

Q&A

THE QUESTIONS YOU WANT TO ASK, THE ANSWERS YOU NEED TO KNOW

- Capabilities**
- Installation**
- Fail-safe**

Capabilities: Meeting Your Security Needs with
Unsurpassed Versatility and
Flexibility

Q: We already have a video surveillance system. Can it be integrated with this new network?

A: Chances are, the answer is yes. The IVT video management software is compatible with a broad range of popular IP camera brands, including Sony, Panasonic, Arecont, Axis, Canon and GE. At most, a minimal fee will be required to implement the security software needed to bring your current devices online. The process is surprisingly quick, easy and hassle-free.

Q: Is it possible to integrate an access system to the new network?

A: Yes! Best of all, the wiring and other components are already in place, allowing for smooth, supervised access system with whatever type of drives you currently have—magnetic card, code or biometric data.

Q: How many cameras can I install on this system?

A: You can install as few or as many cameras as required. The number is unlimited for all practical intents and purposes, with each group or server capable of supporting as many as 64 cameras. The result gives you total flexibility. Need a pair of cameras at your entrance area in order to achieve full coverage? Are you looking to protect your computer room with a minimum of 4 cameras? Whatever your specifics, the system makes it remarkably easy to keep a sharp eye on every area of your operation.

Q: How many hours of recording will I have access to in memory?

A: The number of hours recorded depends on the number and type of cameras you have linked to the network. Recording length ultimately comes down to the level of video security you wish to have, from motion-activated only surveillance to uninterrupted, 24-hour-a-day video surveillance.

Q: Is it possible to save the video recordings on external media?

A: Yes. You have total flexibility as to how your recordings can be saved, stored or archived. The recordings can be copied to DVD or external drives and exported via the Internet.

Q: Is it possible to view images remotely or from a distance?

A: Yes. The system is accessible via the Internet, from a laptop, iPhone or other compatible device. Rest assured, remote access is governed by all security protocols and passwords.

Q: Can we use this network for voice communications?

A: The network can be used for voice communications between different floors, whether it's office to office, office to storage, or any other area-to-area in need of linking.

Installation: Quick, Convenient and Cost-Effective

Q: What can I expect in terms of costs should I choose to take advantage of this system?

A: Fees vary, depending on your type of installation and the number of devices you wish to link to the system. You will find, however, that our new security network is not only one of the most advanced available, it is also one of the most cost-effective in terms of tenant integration and usage.

Q: Will the system accommodate and allow for upgrades to my existing or new software?

A: Yes. All installations are protected by a full maintenance contract which responds to all necessary software upgrades and updates, whenever they may occur. You will never have to worry about a program or software becoming out of date or incompatible with the system.

Q: How soon can I start using the system? How fast can my security needs be integrated?

A: Faster than you might imagine! For optimal convenience, most materials and parts are stock items. Once costs are approved, an installation can usually be completed within a few days and your new or revitalized security system up and running immediately thereafter.

Fail-safe: Security that Works for You In Every Situation, Under Any Condition

Q: To what extent is access to the cameras and viewing protected?

A: It's completely protected. All access to servers is strictly password-controlled through several operational levels. You decide who has access to what and when.

Q: How is video and image confidentiality controlled?

A: To ensure absolute confidentiality and privacy, only authorized persons determined by you have access to the recorded image bank. As with the previous question and answer, you decide who sees what.

Q: Will the network still operate in the event of a power or electrical failure?

A: Rest easy. All network components are linked to an uninterruptible power supply (UPS). As additional back-up, the circuits feeding the network are linked to the building's emergency generator.

Q: What if a hazardous materials incident should be attempted or occur? Will the system be protected?

A: Definitely. All critical equipment is installed and housed in locked cabinets within secure chambers to which access is severely restricted and limited.